

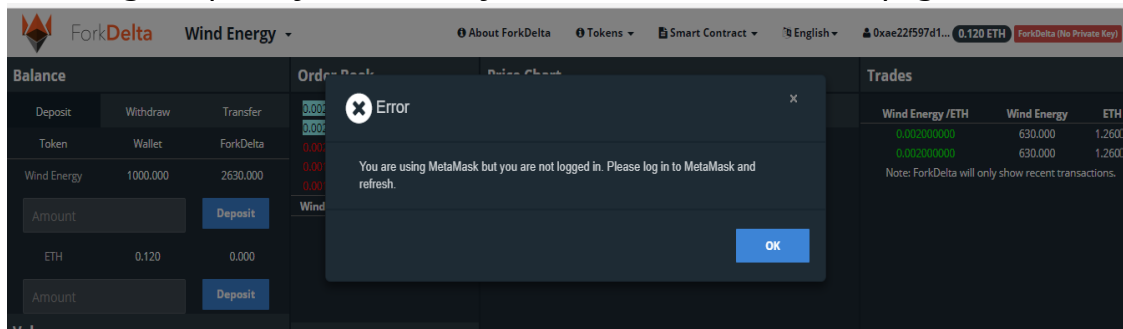
Guidance on the WEMcoin purchase/sale on Forkdelta exchange (via MetaMask)

There is no need to register or to have a special account to use Forkdelta. To trade on the exchange, you can use your Ethereum token compatible wallet (for example, MetaMask, MyEtherWallet, Mist).

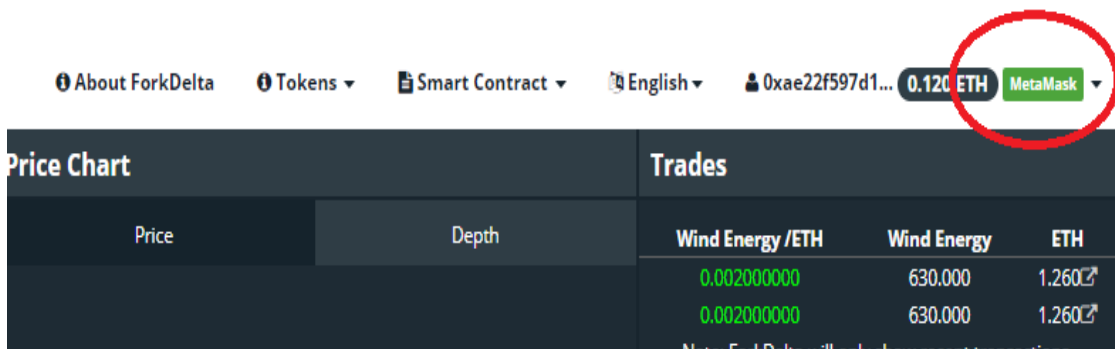
1. Follow the link

<https://forkdelta.github.io/#!/trade/0x093af159e4b504fb0962e49260182768b8e54a4e-ETH>

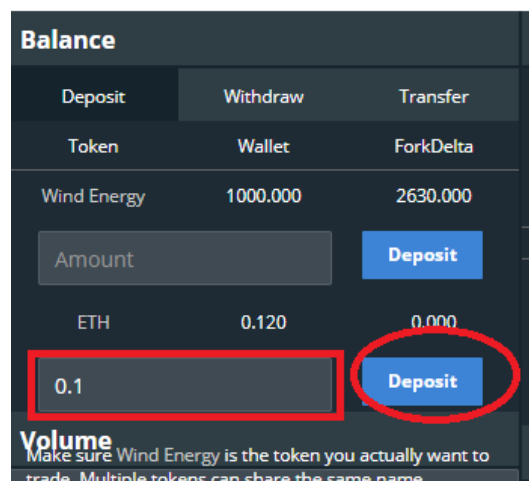
2. The exchange requires you to enter your wallet and refresh the page



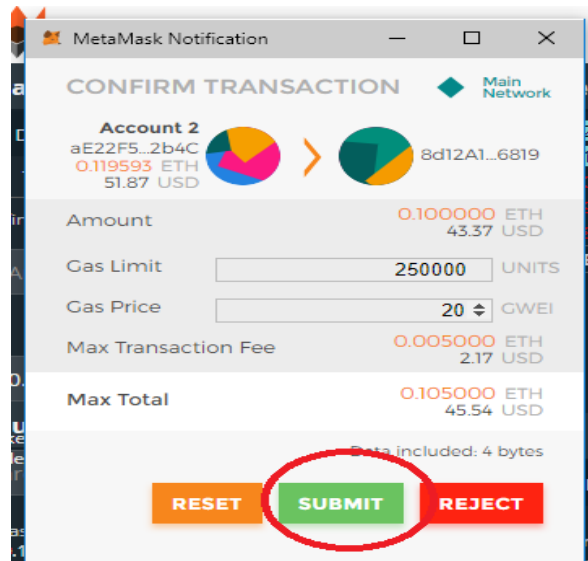
3. After you successfully enter the website, you will see a green box in the upper right corner



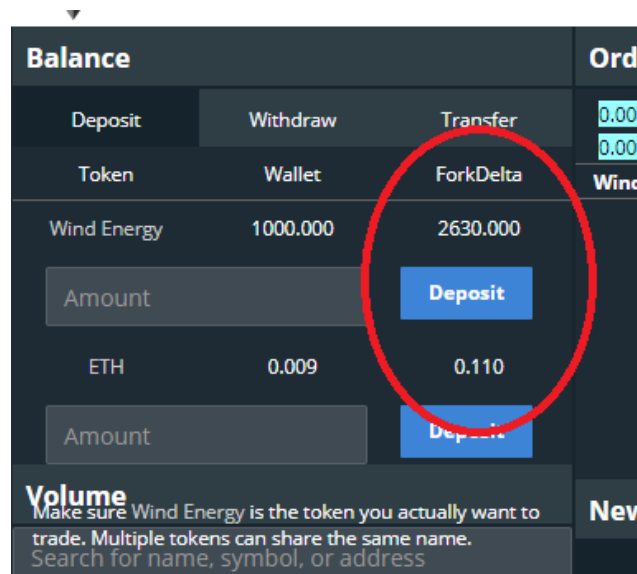
4. To buy tokens, you should deposit ETH to Forkdelta. Choose a required ETH amount and make a deposit.



5. After that, you will have to confirm the transaction in MetaMask



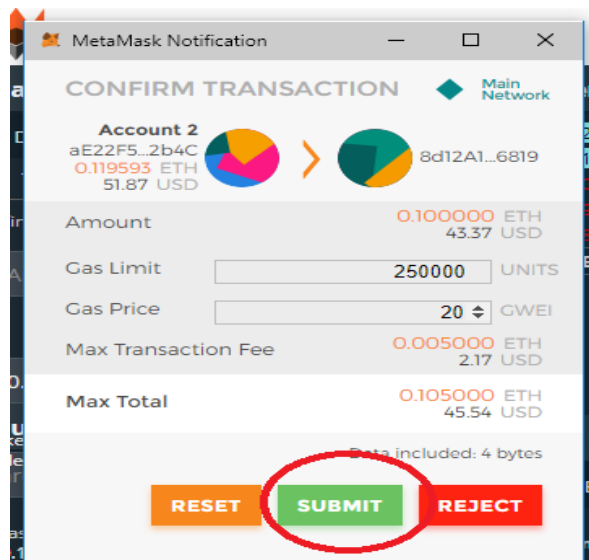
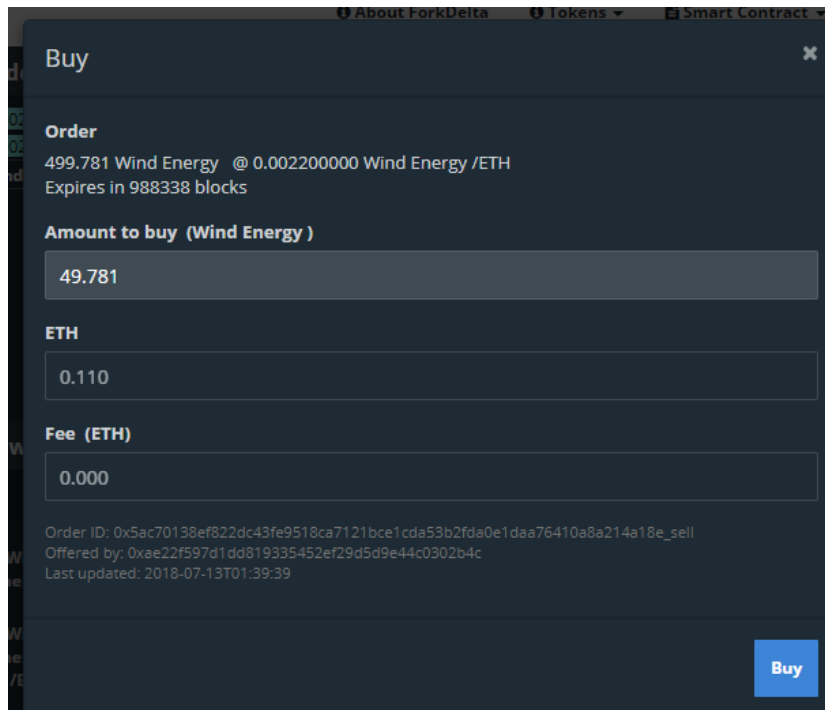
6. When the transaction is complete (it may take some time depending on gas price at the moment of transaction. If you want to speed up the transaction, you should set a higher gas price), you will see the rest of ETH on your Forkdelta balance. Now you can choose a suitable offer in the Order Book



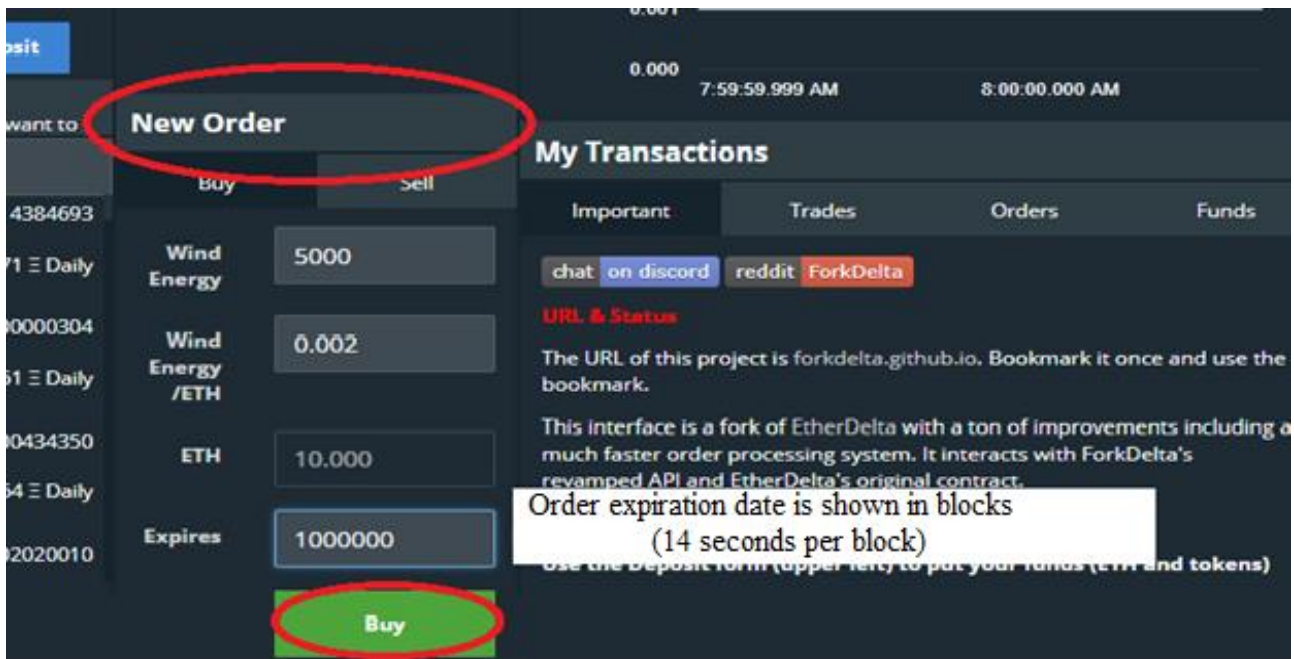
Wind Energy About ForkDelta

	Order Book			Price Chart
Transfer	0.002200000	499.781	1.100	Price
	0.002100000	1000.000	2.100	
ForkDelta	Wind Energ...	Wind Energy	ETH	0.004
2630.000				0.003

7. You can buy the whole offered token amount, or a part of it. Confirm the transaction in MetaMask.



8. When the transaction is complete, you will see your new token balance.
9. If there is no suitable transaction offered, you can create a new order. Insert the number and price of tokens you want to buy, then press BUY. You will see your order in the Order Book.



To sell tokens, enter the exchange via your wallet with WEMcoins, and deposit tokens to Forkdelta, similarly to what you do when you buy tokens. Then you can choose any transaction from the list of available ones or create a new order.